



**Chapter Dues are due!**



# Commanding Leader

## Calendar of Events

### \* Designates CVC Event

Friday-Saturday, May 13-14, 2016  
Eastern North Carolina Chapter SDC



The Studebaker Round Up  
The Farm at Long Branch  
4460 Meadowbrook Road  
Rocky Mount, NC 27801  
Register by April 22, 2016

!!Register by EMAIL and PHONE only!!

Dixie Pack, 910-270-9880 (h)  
910-431-6540 (c)

Email: [dixiepack@gmail.com](mailto:dixiepack@gmail.com)  
Flyer at end of newsletter

\*May 21, 2016  
Saturday @ 5:00pm  
Extra Billy's BBQ Restaurant  
"Orphan Car" Cruise-in  
1110 Alverser Drive  
Midlothian, VA 23113  
Phone: (804) 379-8727

For more events in Central Virginia,  
go to the Car Club Council of Central  
Virginia website:

<http://carclubcouncil.com/>





## CVC/SDC Meet ~ January 10th, 2016



*Ben Warchen with his 1958 Packard*

Meiners, and Marie and Dan Gori. The group was joined by Ben Warchen driving his 1958 Packard station wagon. His Packard was admired by all in attendance.



*(T-B,L-R)*

Rosemary & George Marshall,  
1961 Studebaker Hawk

Becky & Lee Harrison,  
1967 Avanti II

Debbie & Jim Jett,  
1963 Studebaker GT Hawk R-1

Ted Johnson,  
1963 Studebaker Champ



*(L-R) Ben  
Warchen,  
Betty  
Crawford,  
Zachary,  
Linwood  
Crawford,  
George  
Marshall,  
Betsy &  
Preston  
Young, Lee &  
Becky  
Harrison, Dan  
Gori, Debbie  
Jett, Rosemary  
Marshall,  
Marjorie  
Meiners, Ted  
Johnson, Fred  
Meiners*



## CVC/SDC Meet ~ March 12th, 2016

Our annual business meeting was held this year on March 12th at Karen's Diner located at the corner of Courthouse and Hull Street Roads in North Chesterfield.

We had 3 Studebakers at the meet. Debbie & Jim Jett brought their 1963 GT Hawk R-1, George Marshall came in his 1961 Hawk and Maze and Linwood Melton arrived in their 1963 Studebaker Avanti R-2.

Martin Pajka, Betty and Linwood Crawford and Preston Young arrived in Brand X.

The group was pleased to welcome new members Fran and Dan Verjinski. Fran and Dan are having their Red 1953 Studebaker Commander Starliner restored. Dan passed around pictures of the work-in-progress, which should be a real beauty!

After enjoying our lunch at Karen's, we had our business meeting. The first item was the election of chapter officers for 2016. The following were nominated and elected:

President - Jim Jett  
Vice-President - Preston Young  
Treasurer - George Marshall

After the election of officers for 2016, other items were discussed.

Jim Jett requested members submit suggestions for chapter activities. If anyone has any ideas for the club, please pass it on to Jim Jett or Preston Young.

Preston Young brought up reducing the chapter dues from \$15 to \$10. After discussion, it was decided that feedback from all the membership should be obtained.

With the completion of the business meeting, the group gathered in the parking lot to talk "Studebaker".



*Dan Verjinski, George Marshall, Fran Verjinski*



*Maze Melton, Betty Crawford and Martin Pajka talk to Debbie Jett in her 1963 GT Hawk R-1*

*George Marshall shows Linwood Crawford and Linwood Melton his 1961 Hawk*



*Linwood Crawford and Linwood Melton discuss Linwood Melton's 1963 Studebaker Avanti R-2*



*(L-R) George Marshall, Martin Pajka, Linwood & Maze Melton, Linwood & Betty Crawford, Preston Young, Dan & Fran Verjinski, Debbie Jett*



### Commanding Leader

Quarterly publication of the  
Central Virginia Chapter  
Studebaker Drivers Club  
Jim Jett, Editor

#### Officers:

Jim Jett, President  
Preston Young, Vice-President  
George Marshall, Treasurer

## Next Meet

May 21st, 2016, Saturday @ 5:00pm

### Extra Billy's BBQ Restaurant

"Orphan Car" Cruise-In  
1110 Alverser Drive  
Midlothian, VA 23113  
(804) 379-8727

CVC will attend the "Orphan Car" Cruise-In at Extra Billy's BBQ Restaurant again this year for our May meet.

Last year we had the second most vehicles representing an orphan marque being beat by 2 Pontiacs.



*The Studebaker group enjoying dinner on the patio at Extra Billy's Orphan Car Cruise-In last May 23rd, 2015*

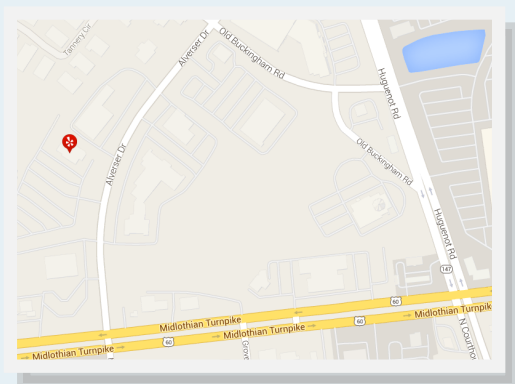
This year let's get our Studebakers out front and show off our cars! If the event is rained out, a rain date will be announced.

Orphan car drivers will receive a 20% discount on a meal purchase. The driver and all passengers will receive a choice of a free drink or dessert with the purchase of a meal.

For more information, visit their website:

[http://extrabillys.com/menu\\_alverser.php](http://extrabillys.com/menu_alverser.php)

For driving instructions, go to <http://www.mapquest.com>



### Lions Club Car & Truck Show At Amelia Day

Saturday, May 7th, 2016  
8:00am - 5:00pm  
Wells Fargo Bank lot  
Amelia Courthouse Square  
Amelia, Virginia




Amelia  
Day  
Festival

Registration : 8am to Noon, fee \$15 in advance, \$20 day of show

**INFO:** Lee Harrison (804)561-0495

Becky Harrison (804) 513-0962

Email: [ameliatitle@tds.net](mailto:ameliatitle@tds.net)



### 59th Annual Historic Fredericksburg Region AACA Car Show

Saturday, June 4th, 2016  
Historic Downtown  
Fredericksburg Virginia

**INFO:** J. Gordon Brown  
(703) 725-7948

### RICHMOND REGION AACA

### 47TH ANNUAL CAR SHOW AND SWAP MEET

Richmond International Raceway, 600 East Laburnum Ave, Richmond, Virginia 23222

**SATURDAY, JUNE 18, 2016**

**8 AM - 3 PM**

Classes for virtually every make and model car, truck, and motorcycle—stock and modified alike!!!

This show also attracts one of the largest automotive Swap Meets (Flea Markets) in Virginia. Find that elusive part or that special vintage license plate to make your restoration complete. Fun for the entire family with many activities exclusively for children!

Car Show Entry Fee—\$15 / Flea Market—Vendor Space \$25

Show Chairman: Joe Guckert @ [Ndjoe79@hotmail.com](mailto:Ndjoe79@hotmail.com)

Chief Judge: Debbie Nolen @ [dpnolen1@gmail.com](mailto:dpnolen1@gmail.com)

**\*SAVE THE DATE\***

ANTIQUE AUTOMOBILE CLUB



CONNECT WITH US FOR THE MOST UP TO DATE INFORMATION:

ONLINE <http://www.richmondaaca.com/> and on FACEBOOK <https://www.facebook.com/RichmondRegionAACA/>

**INFO:** <http://richmondaaca.com/>



### 52nd Annual Studebaker Drivers Club International Meet


June 26 - July 2, 2016  
Warwick, Rhode Island

**Info:** <http://www.sdcmeet.com/>



## Studebaker Tech Tip

### Tech Tips From Jack Heidel STUDEBAKER LUBRICATION



Reprinted with permission  
The Smoky Mountain Wheel

A Newsletter of The Smoky Mountain Chapter of the Studebaker Drivers Club, Volume 1, Issue 9, February 2015

A. Dias, Editor

It has been requested that we review the lubrication procedures as they pertain to our Studebaker's. Studebaker's suspension components are very durable and long lasting provided they are lubricated properly and often. I personally don't know of any Studebaker king pins and bushings wearing out if greased on schedule. I know of several that have gone well over 200,000 miles with no rebuild.

The owner's manual recommends a 1,000 mile lubrication schedule. There are 17 zerk fittings on the Studebaker front suspension. There are 3 of these 17 that are the most important and those are the fittings on each king pin and the fitting that services the center point pivot. The center point fitting is often missed because it is located in a hole on the back side of the front cross member. A good quality chassis grease should be used at all these points and the king pins need to have grease oozing from the top and bottom to be sure they are adequately lubed.

Many of the earlier Dana rear axles have a grease fitting at each wheel bearing. It was found that in many cases they were receiving too much grease too often. The grease was pushing out through the axle seals and getting on the brake drums. The fittings were then removed and screw in plugs were put in their place. These were eliminated completely on later axles.

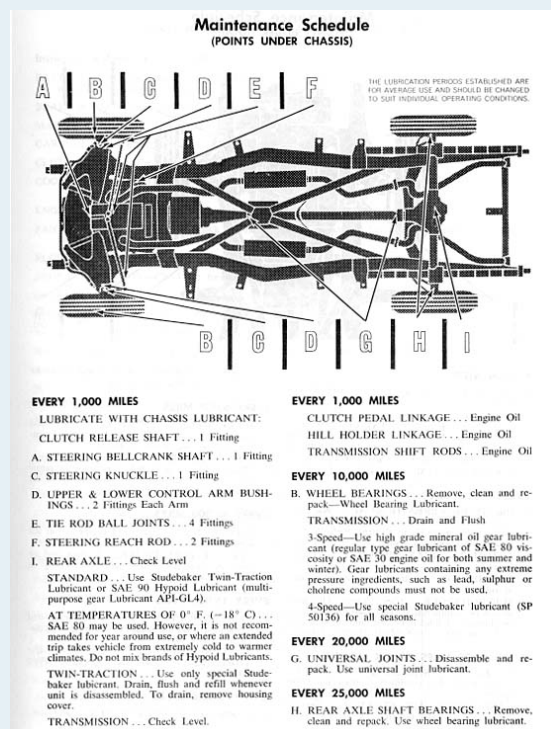
As your rear end has these fittings or plugs, then they should receive 5 pumps of the gun every 5 or 10 thousand miles. This will eliminate the need to pull the hubs, drums, and axles to lubricate the bearings every 10,000 miles as is recommended by the service manual.

Some universal joints have grease fittings. If yours do, they

should receive a pump or two at the recommended intervals. The cars with a two piece drive shaft will have a carrier barring. Don't neglect it if it has a fitting. On the cars with through floor peddles, there is a grease fitting on the peddle pivot under the floor board. Some cars with manual transmission also have a fitting on the bell housing. The steering box should not be neglected and checked frequently. It requires a special semi solid lubricant that is easily sourced from Studebaker International.

As was mentioned previously, Studebaker recommended servicing many of these points at 1,000 mile intervals. The later cars went to a 2,000 mile lubrication schedule and I once had a 1983 Avanti using the Studebaker chassis that recommended a 2,000 mile interval. By the 1966 model year, Studebaker recommended a 6,000 mile lube interval. Much of the increased interval was due to improvements in lubricants, but in the last year or so of production, the increase to 6,000 was probably to match the competition. At that time Ford had introduced extended service intervals and, in fact, some Ford cars didn't come from the factory with grease fittings installed, but were installed later at the first service interval.

I personally would not go 6,000 miles before greasing a Studebaker king pin front suspension. Two Thousand to 3,000 miles seems reasonable with modern lubricants. Properly lubricated, the Studebaker chassis will provide many years and many miles of service.



## Studebaker Tech Tip

### Is there an “Imp” in your Studebaker?

By Peter Yuen, from “Odds-N-Ends” February, 2016

#### The “Imp”

(Mischief-maker) can be in the form of the “Accordion” type radiator flex hose as shown on the right. Granted, they can be a blessing in a “Pinch” when a proper molded hose is not available.

During garage tours, zone meets, show and shine events, occasionally you may have seen the “Accordion” pleated flex hoses which are used on Studebakers and other cars. These hoses are potential trouble makers and loved by radiator shops for the damage they can cause if used on a vehicle for an extended period. On Studebakers they will, in time cause the soldered hose adapter on the brass tank to detach



and leak. At least, on a Studebaker, the adapter can be re-soldered to the tank but if this type of hose is used on modern cars that have a plastic tank on the radiator, the flex hose will cause a rip in the tank which will need a replacement. If you have this type of hose on your Studebaker, consider replacing it with proper molded hose. Get rid of the “Imp.” You do not need a leak in the cooling system of your Stude. Usage of these flex hoses should only be on a temporary basis.

**The theory of why a hose causes the detachment of the neck of the radiator when a hose is bent rather than using one that is formed to be used for a specific application**

An imaginary line runs through the hose (C) exactly in the center of the hose. The picture shows the line as running from A to B through the entire length of the hose. This is known as the shear line. In the illustration where the hose has been bent, anything above the shear line has been stretched and under tension. The shear line is neutral,

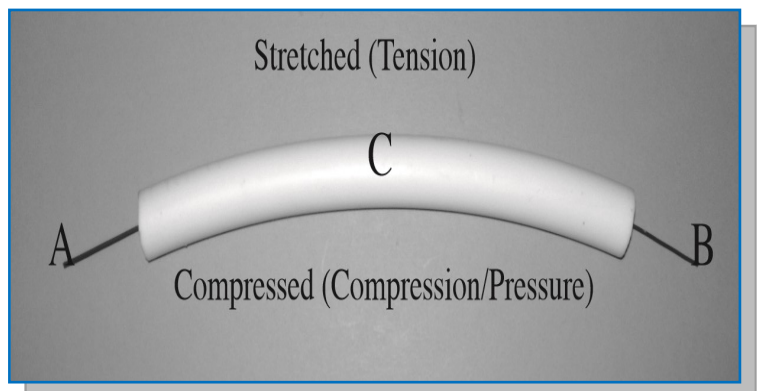
it neither stresses or compresses. Anything below the shear line is compressed.

The molecular structure of the rubber in the hose allows for some stretching and compressing, but, it too does not want to be stressed or compressed. It prefers to go back to the original formation which was originally straight.

It is the rubber in the hose that does not want to continually be under stress, or compression, that it wants to straighten out that causes some of the stress on the neck of the radiator.

This stress action while not visible to the eye is compounded with the constant movement of the engine when it is operating. The engine shifts most when accelerating and decelerating putting further stress on the hose and the radiator neck. In time, the neck of the radiator parts company with the radiator.

In an e-mail from the WMWM (The World’s Most Wonderful Mechanic . . . aka, Dan Dobbins) he had encountered a radiator neck detachment problem on his GT Hawk. Instead of re-soldering the neck to the radiator, he used marine epoxy to bond it back together. Either method works but the parts must be absolutely cleaned first.



Find us on:  
**facebook®**



## CVC Members Out-N-About

Ted Johnson has sold his 1962 Studebaker GT Hawk. Below is a picture of it loaded up for the journey to it's new home in Georgia.



It's Cruise-In season again! George Marshall along with Debbie and Jim Jett were out for the opening cruise-in at Extra Billy's BBQ Restaurant in Midlothian, Virginia, Saturday, April 2nd.


George was in his 1961 Hawk and Debbie and Jim brought their 1963 GT Hawk R-1. The day started off with rain but cleared up for the afternoon.



*George Marshall, Debbie Jett and her Grand Daughters Jordon, Jenna & Julia Jenkins at the Cruise-In*

## Studebaker Sightings

Sighted by George Hamlin, Grandpa Simpson with Bart driving his 1954 Studebaker Champion.





## Studebaker Literature

In June of 1893, The Studebaker Brothers Manufacturing Company put out a publication titled "Illustrated Souvenir of the Studebaker Brothers MFG Co". The book contains company history as well as current company details for 1893.

It contains many quality illustrations of the wagons and carriages that you would find in Studebaker show rooms across the country.

To read this interest book click [HERE](#).



## Classified Ads

Approved Classified Ads are free to all CVC/SDC members and available to non-members for \$5 per ad. Ads will be on the website for 90 days and in 1 newsletter unless renewed.

### For Sale:

#### 1941 Studebaker Champion Street Rod

Red with gray cloth interior. digital gauges. bucket seats. Vintage air and heat. 350 Chevy engine 350 trans. 8 inch Ford rear. New Mustang 2 front end with new rack. Great driver has been to many Studebaker shows and other shows on east coast. Asking \$27,500.00. Call Mike at cell (804) 310-2537.



## Membership

You don't have to own a Studebaker to be a member of the club. If you do, or are just interested in Studebaker automobiles, we would love to have you as a member. You can join and pay membership dues online, or, print and mail the membership application. [Membership in the Studebaker Drivers Club is required to join the Central Virginia Chapter.](#)

Link to join CVC/SDC:

<http://centralvirginiachapter.org/JoinCVC.html>

Link to join the Studebaker Drivers Club:

<http://www.studebakerdriversclub.com/join.asp>

Visit our website at [www.centralvirginiachapter.org](http://www.centralvirginiachapter.org)

### Wanted:

#### Parts for GT Hawk

Trim for the back of the Bucket seats, chrome trim that goes over the wind lace at back panels.

Contact Jim Jett at 804-232-8501 or email [jsjett@va.freei.net](mailto:jsjett@va.freei.net)



## Photos and articles for Newsletter and Website

Do you have any photos of events you attended?

Is there an upcoming event you would like to promote?

Do you have any interesting information you would like to share?

If so, send them to the editor at

[jsjett@centralvirginiachapter.org](mailto:jsjett@centralvirginiachapter.org)

## CVC/SDC apparel available

Polo Shirts, T-Shirts, hats and other items displaying the club logo are available to club members.

The Polo Shirts are available in White, Navy or Black in Men's and Women's style. T-shirts are available in white or black in Men's and Women's style.



Items can be ordered and paid for on the club website, go to: <http://centralvirginiachapter.org/MemberStore.html>



# *The Studebaker Round Up!*

## *May 13 & 14, 2016*



## *The Farm at Long Branch – Rocky Mount, North Carolina*

*A first annual event will be held for Studebaker and related makes. C.B. and Linda Daughtridge invite you to The Studebaker Round Up held on their farm in conjunction with the Eastern North Carolina Chapter SDC.*

**Location:** The Studebaker Round Up will be held at the Farm at Long Branch located at 4460 Meadowbrook Road, Rocky Mount, NC To see more about the Farm at Long Branch use this link: <http://www.thefarmatlongbranch.com/special-events/>

The Round Up will go from 3:00 to 9:00 pm on Friday and 7:00 am to 3:00 on Saturday.

**This event will take place rain or shine.** There are both outdoor and indoor arenas available large enough to display vehicles, thus weather will not be a problem.

**A People's Choice award** will be awarded for best Studebaker or related vehicle. **Vendors are welcome.**

**The Cruise-Out Caravan:** (9:00 Saturday morning) The 3 hour cruise will take us to the Barnhill Farms & Museum (antique car, truck and Caterpillar collection) and surrounding country side with light refreshments.

**Lodging:** Discounted rates are available at The Country Inn & Suites, 672 English Rd., Rocky Mount, NC, 27805. The rates are \$89.00. There is a free breakfast available. To make reservations call 252-442-0500 and mention that you are with the Studebaker Round Up.

**Meals:** Friday Night's Dinner will be provided free of charge. It will include Brunswick stew, cornbread and drinks.

Saturday's Lunch will be available for \$10.00 per person to be collected upon entering The Round Up. This meal will include your choice of barbecue or fried chicken, slaw, boiled potatoes and tea.

If you plan to eat at one or both of these meals it is **imperative** that you register for these meals in advance. You can do this via email or phone by April 22, 2016. ***(See Registration below.)***

**If you do not register for a meal in advance you will not be able to get food at the event itself.** This requirement is necessary in order to have the proper number of meals available for both meals. These meals will be catered thus requiring advanced notice of exact numbers.

**Registration** will be by email or telephone only. To register for meals or for more information contact Dixie Pack at [dixipack@gmail.com](mailto:dixipack@gmail.com) or 910-270-9880 (h) / 910-431-6540 (c).

***Remember that registrations must be received by April 22, 2016 if you want to get meals at the Studebaker Round Up.***







## Central Virginia Chapter Studebaker Driver Club, Inc.



### MEMBERSHIP APPLICATION

NAME: \_\_\_\_\_

SPOUSE/PARTNER: \_\_\_\_\_

ADDRESS: \_\_\_\_\_

CITY: \_\_\_\_\_ ST: \_\_\_\_\_ ZIP: \_\_\_\_\_

TELEPHONE: ( ) - EMAIL: \_\_\_\_\_

Membership number in Studebaker Driver's Club, Inc. \_\_\_\_\_. (Found on your membership card).  
This is a requirement for local membership.

Annual dues are \$15.00 per person/couple (Both husband and wife are voting members)

Checks should be made payable to **"Central Virginia Chapter SDC"**

*Please list the model, year and series name of any Studebaker vehicles you own. (Ownership of a Studebaker is not a requirement for membership)*

1) \_\_\_\_\_

2) \_\_\_\_\_

3) \_\_\_\_\_

Please mail with dues to:

George Marshall  
Treasurer CVC/SDC  
12302 Bailey Oak Pl  
Midlothian, VA 23112-6895