



Commanding Leader

Calendar of Events

* Designates CVC Event

October 7, 2017
Saturday @ 9:00am-3:00pm
Courthouse Car show
Amelia Lions Club
Come join the fun at the historic
Amelia Courthouse Green
Registration: \$20 before Sept 23
\$25 at the gate. rain date Oct 14.
INFO: Amelia Lions Club facebook page
Lee Harrison (804) 561 0495
Registration form at end of Newsletter

October 15, 2017
Sunday @ 2:00pm-3:30pm
Sunday Afternoon with the Classics:
Racing in Richmond!
Dorey Recreation Center
2999 Darbytown Rd
Henrico, VA 23231
Enjoy a nostalgic presentation of the
Richmond area's best known oval
tracks and most memorable events, led
by a notable panel of racing experts.
Join Bruce Woodson and the Richmond
Region AACA for a presentation and
opportunity to see historic race cars on
display.
INFO: nol@henrico.us

October 21, 2017
Saturday @ 8:30am-4:00pm
20th Annual Chesterfield Career and
Technical Center Car Show
Tractor Supply Co
6801 Lake Harbour Dr
Midlothian, VA 23112
Must be set-up by 11:00 a.m. Judging
starts at 12:00 p.m. TOP 40 Awards
presented at 3:00 p.m.
\$15 for preregistration, \$20 Day of
INFO: call 804-768-6160

November 5, 2017
Sunday @ 1:00pm-5:00pm
Cruise In at the village of Powhatan
County Courts building
3880 Old Buckingham Rd
Powhatan, VA 23139
Join us for an afternoon of fall fun and
great cars. Plenty of good restaurants,
County Seat, Four Seasons and Mables
Cafe. Event is to help support
Powhatan Sheriffs Dept. Donations
Welcome!
INFO: BW (804) 690-4806

For more events in Central Virginia,
go to the Car Club Council of Central
Virginia website:
<http://carclubcouncil.com/>

CVC/SDC Meet ~ July 8th, 2017

A great Saturday afternoon in July greeted CVC members for our meet held at The Pickel Barrel Restaurant in Manakin, Virginia.

Studebakers on display were Betty and Linwood Crawford's 1957 Studebaker Silver Hawk, Becky and Lee Harrison's 1960 Studebaker Lark VIII convertible, Jim Jett's 1962 Studebaker GT Hawk, George Marshall's 1961 Studebaker Hawk and Betsy and Preston Young's 1965 Studebaker Cruiser. Martin Pajka attended driving Brand X.

After having lunch, the group checked out the cars and conversed with restaurant patrons before cruising home.



Jim Jett's 1962 Studebaker GT Hawk



George Marshall's 1961 Studebaker Hawk



Betsy & Preston Young's 1965 Studebaker Cruiser



Becky & Lee Harrison's 1960 Studebaker Lark VIII Convertible



The group enjoying lunch



Betty & Linwood Crawford's 1957 Studebaker Silver Hawk

Next Meet

November 11th, 2017, Saturday @ 2:00pm

Extra Billys BBQ

1110 Alverser Drive
Midlothian, Va 23113
(804) 379-8727

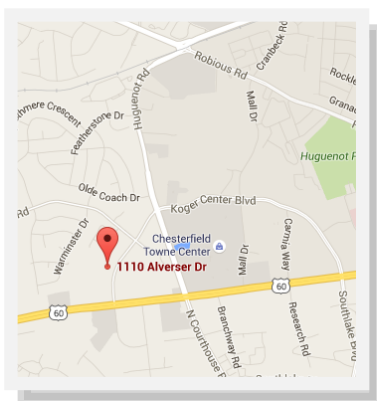
CVC will gather at Extra Billys BBQ Restaurant for our November meet.

Extra Billy was the nickname given to William Smith, twice elected Governor of Virginia in 1845 and again in 1863. He earned the name "Extra" because of the extra effort he always made for his constituents and in practically every activity he undertook.

When the stage carrying the mail overturned, Extra Billy personally took the time to direct its up-righting in a pouring rain. He had the courage to literally fight for what he believed: his thumb was nearly bitten off during a fistfight in the halls of Congress. Throughout his command as a General during the War, Extra Billy's commitment to the South drove him to brave the line of fire with his men.

For driving instructions, go to <http://www.mapquest.com>

Click [HERE](#) to go to Extra Billys website.



October 8th, 2017, Sunday @ 12:30PM
Greater Virginia Chapter

Annual Car and Truck Show

Host: Nancy and Chester Bradfield
9219 Centerville Rd
Bridgewater, Virginia 22812

The annual Greater Virginia Chapter Car and Truck Show will be held on Sunday, October 8th, 2017, at the home of Nancy and Chester Bradfield. This will be the last of what has been a favorite event over the years.

There will be a pot luck lunch at 1:30pm and you should bring a covered dish or dessert to share.

GVC will be collecting gently used men, women and children's shoes for a mission project in Africa (Well of Hope).

Please RSVP: 540-828-2907 or email: nansgram@aol.com

Directions to the Bradfield's: From I-81, exit 240, take Rt. 257 west into Bridgewater. At the stoplight turn left onto Rt. 42 south at the 7-Eleven. One mile from this point turn left onto Centerville Rd. (Rt. 699). Go one mile and look for a red barn on the sharp turn. Turn left into the brick gates at the Bradfield's house.

For info call 540-828-2907, or email nansgram@aol.com.

For driving instructions, go to <http://www.mapquest.com>



Commanding Leader

Quarterly publication of the
Central Virginia Chapter
Studebaker Drivers Club
Richmond, Virginia
Jim Jett, Editor
jsjett@centralvirginiachapter.org

Officers:

Jim Jett, President
Preston Young, Vice-President
George Marshall, Treasurer

Studebaker at the The American Revolutionary Museum at Yorktown

Studebaker was front and center at The American Revolutionary Museum at Yorktown Virginia on July 25th, 2017.

The Studebaker National Museum's Lafayette Carriage is on loan to the ARM@Y as part of "The Revolutionary Veterans Who Built America" special exhibition about veterans after the Siege of Yorktown and related programs connecting veterans today.

As part of the collaboration between the SNM and ARM@Y, a seminar was presented at the museum celebrating Studebaker's contributions since the Revolutionary War. Presentations were made by Archivist Andrew Beckman of the Studebaker National Museum and Marc Sammis of the U.S. Army Transportation Museum at Fort Eustis.

Andrew Beckman presented Studebakers contribution to national defense from the War Between the States though World War II.

As a prelude to the seminar, Central Virginia Chapter provided some Studebaker automobiles for display. Lee Harrison provided a 1960 Lark VIII convertible, 1962 Lark Daytona convertible and a 1964 Lark Daytona convertible. Jim Jett brought a 1963 GT Hawk R-1. CVC member Ted Johnson and SDC Vice-President Don Jones were present for the event.

The presentation was very interesting and the Studebaker automobiles were a hit.



(L-R) Page Harrison, Carter Harrison, Lee Harrison, Jim Jett, Ted Johnson, Nick Christoff (ARM@Y)



Lafayette Carriage on display at The American Revolutionary Museum at Yorktown



(L-R) 1964 Lark Daytona, 1960 Lark VIII, 1962 Lark Daytona, 1963 GT Hawk R-1

CVC/SDC Meet ~ September 9th, 2017

International Drive Your Studebaker Day

International Drive Your Studebaker Day was greeted with a warm and sunny day and Central Virginia Chapter drove our Studebakers to enjoy the sights and sounds of the James River.


The group gathered at Legend Brewing Company where we enjoyed lunch and conversation. Maze and Linwood Melton arrived in their 1963 Studebaker Avanti R-2, George Marshall brought his 1961 Studebaker Hawk and Jim Jett drove his 1963 Studebaker GT Hawk R-1.

From Legend's, we drove the short distance from 7th Street to the Flood Wall/Pedestrian Bridge parking lot on Semmes Avenue. It was full being a great day and lots of Richmonders were enjoying the river.

After finding a place to park our Studebakers, we explored the new T. Tyler Potterfield Bridge connecting the south bank of the James River to Browns Island on the north bank and the Manchester Flood Wall protecting South Richmond from flood waters.

CVC member Lee Harrison was unable to join the group due to a prior commitment at his alma mater VMI, however, he drove his 1967 Avanti II.

It was a beautiful day to be driving a Studebaker!



George Marshall on the T. Potterfield Bridge with the Richmond skyline in the background



George Marshall's 1961 Studebaker Hawk



Maze & Linwood Melton's 1963 Studebaker Avanti R-2



Jim Jett's 1963 Studebaker GT Hawk R-1



Lee Harrison with his 1967 Avanti II at Jackson Arch and statue and the VMI parade ground.

CVC Members Out~N~About

It was "Orphan Night" at the Extra Billy's Cruise-In on August 12th, 2017, and Studebaker was present.

George Marshall and his 1961 Studebaker Hawk and Linwood Melton and his 1963 Studebaker Avanti R-2 were there representing our marque.



George Marshall's 1961 Studebaker Hawk



Linwood Melton's 1963 Studebaker Avanti R-2



George Marshall discussing the "Brass Age" Rambler with owner Reggie Nash at "Orphan Night" Cruise-In

Commanding Leader Wins Award

The CVC Chapter Newsletter "Commanding Leader" was awarded a Senior 1st by the SDC Chapter Publications Committee at the 2017 Studebaker Drivers Club International Meet held May 3rd to May 6th, 2017, in South Bend, Indiana.



CVC Members Out~N~About



The AACA Richmond Chapter held their annual Ice Cream Social on August 13th, 2017, at the home of Cindy and Reggie Nash and CVC member Jim Jett attended.

It was a great event with all the outstanding automobiles displayed on the bank of the James River. Below are some of the vehicles present.



1941 Packard



1948 Packard



1934 Pierce-Arrow



1922 Nash



1948 Packard



1957 Ford Thunderbird



1922 Nash



1955 Packard Caribbean



1957 Ford Thunderbird



1958 Packard



1955 Packard Caribbean



Show field on the banks of the James

Studebaker Tech Tip

Studebaker Air Conditioning

*From: Ray Fichthorn
via the Studebaker Newsgroup
studebakerdriversclub.org/tech_AC.asp*

Many have asked..."What is the best way to add AC to a Studebaker V8?" (specifically non-factory units, or Compressor upgrades)

Obviously, the "best" way would be to find a 100% complete AC unit from a factory equipped Studebaker. Various pieces are relatively easy to find, but so many cars have had pieces scavenged, or the guy parting it out- didn't bother to get "all" of the necessary pieces.

When I had the NCSDC site up, I had a technical page on different ways to locate the AC compressor, how to run the pulleys and belts, and that sort of thing. After installing AC on several Studebakers, I believe the way pictured below is the "best" I've found yet. I also like to incorporate an "upgrade" to a Delco one-wire 60 amp alternator (\$40 or so) into the setup. This provides better low-speed charging especially when in traffic with the AC running.

I like this set-up for several reasons:

1. You do NOT need to find a Factory compressor bracket, idler pulley, water pump pulley (very hard to find) or the matching crankshaft pulley.
2. Most of the bracket fabrication can be done with the minimum of tools (or experience): just a Drill, Big Hammer, Vice, some sort of cutter capable of doing 3/8"(minimum) thick steel (die grinder w/cutoff wheel, hacksaw), and a small (rented/borrowed) welder.
3. The use of a new Sanden compressor: Easy to fabricate mount, (relatively) cheap, less vibration, readily available, efficient, can be used for R12 and R134 systems.

No need to add pulleys to the crankshaft (requires pulling harmonic balancer)- it uses the original generator drive/water pump pulley.

Here's a picture of the setup installed on Lee A's 1961 Hawk.



It requires the bare minimum of modification to the car... and can be returned to original in a few hours. None of the wiring needs to be altered, but you do need to run an "additional" wire for the Alternator swap. Notice that the alternator is driven by the AC compressor clutch's 2nd (outer) pulley. Some have suggested that this is "bad" if the compressor goes south... you would lose your Charging system as well... My answer to that is: in 30 years of driving AC equipped cars, I have never had a compressor clutch lock up. I have had the compressor itself lock, but the clutch just freewheels when it goes bad. This setup is no more likely to cause problems than if your original generator should have trouble.

The compressor mounting bracket can easily be fabricated from an Original Studebaker Generator bracket.

What needs to be done:

The first thing to do is drill out the original generator mounting holes to 5/16".

I like to use threaded rod (A) to go all the way through the bracket, but you can just as easily use the correct length bolts instead. I just believe the threaded rod will keep the mount more "square". It is a bit harder to "install" this way since you have to thread the 2 inner nuts, washers, and lock washers on along way.

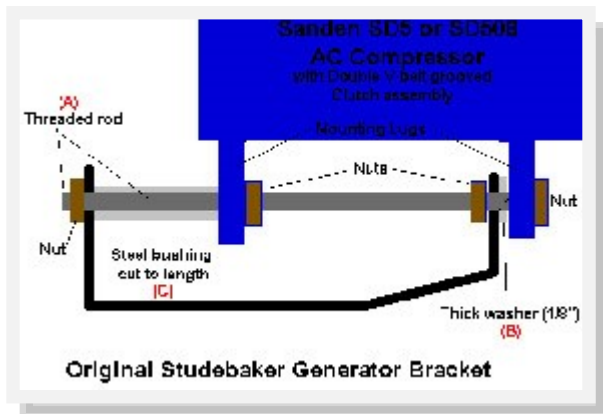
A thick washer (B) will need to be added to the front mount to shim the compressor about 1/8" further forward. This will align the AC compressor's (rear) pulley with the original generator and water pump pulleys. I like to tack-weld this washer in place, but it is not necessary.

(continued next page)

Studebaker Tech Tip

Studebaker Air Conditioning - continued

After you have aligned the pulleys and snugged the front mounting nuts, measure the distance between the compressor's rear mounting lug, and the rear lug on the generator bracket. You will need to find some bushing material (C) (I use a piece of steel pipe) and cut it to fit snugly between the 2 lugs. I cut mine a bit long, and use a grinder to trim it until it fits nicely.



Mount the compressor, and "bend" the original generator adjusting arm to fit the AC compressor's upper mounting lug.

This completes the "fabrication" needed to mount a Sanden SD series AC Compressor.

Condenser:

The AC condenser is the part mounted in front of the radiator. For Hawks and other C/K bodied cars, I use a 14 x 20 inch universal- type condenser. This size seems capable of handling the cooling needs of most Studebaker AC set ups. I have fitted this same condenser to Lark type Studebakers also. It takes a bit more fabrication to mount it securely due to the limited space, especially on pre '63 Larks.

As seen in the photo, It is mounted to the lower air scoop by using 2 pieces of 1" x 1" aluminum angle. I like to use Aluminum because it won't rust, but you could use almost any thing, so long as it will hold the bottom of the condenser stable. If you look closely, you will see that the top of the condenser is held to the radiator brace with 2



Nylon tie-wraps. There is a small piece of foam insulation behind each corner where the condenser would touch the brace. This is to prevent rubbing or rattling that may damage the condenser. The top is the "hottest" part of the radiator it is the first to receive engine coolant. For this reason, I like to mount the condenser as low as possible, and leave a few inches of the radiator exposed to fresh air of it's own. Does it help cool the radiator?... I have no idea, but I don't see why it wouldn't help.

Evaporator:

I prefer to use an original Studebaker inside unit. They usually mount pretty easily and look more like they "belong" in there. I have not had any trouble with flushing out original units in preparation for R12 or R134 use. The blower motor is available, and you can find switches, and controls that easily adapt, if not a direct bolt-in.



CVC/SDC apparel available

Polo Shirts, T-Shirts, hats and other items displaying the club logo are available to club members.

The Polo Shirts are available in White, Navy or Black in Men's and Women's style. T-shirts are available in white or black in Men's and Women's style.



Items can be ordered and paid for on the club website, go to:
<http://centralvirginiachapter.org/MemberStore.html>



Find us on:
facebook®

Images from International Drive Your Studebaker Day

Below are scenes of the James River taken on IDYSD.



Studebaker Sightings



Sighted on "77 Sunset Strip"; 1948 Studebaker Champion 4 door sedan.



2018 Studebaker Drivers Club International Meet ~ Seattle, Washington

The 2018 Studebaker Drivers Club International Meet will be hosted by the Greater Seattle Chapter in Seattle, Washington, August 29th to September 1st, 2018. Below is meet hotel information, reserve your room early!



54th Annual Studebaker Drivers Club International Meet

August 29—September 1, 2018

Tacoma, Washington U.S.A.

Host Hotel Information

All hotels are within 5 minutes drive to LeMay ACM Museum show field

LaQuinta Hotel - 1425 East 27th Street, Tacoma, WA 98421 - (253) 383-0146

<http://www.laquintatacoma.com>

\$115/night SDC Rate, Primary hotel with hospitality and meeting rooms.

Free Bright Side Breakfast, free high-speed wi-fi, outdoor swimming pool, **pets welcome**.

Ask for the Studebaker Drivers Club rate.

Best Western Hotel - 2611 East E Street, Tacoma, WA 98421 - (253) 272-7737

<http://www.bestwesterntacomadome.com>

\$129/night SDC Rate. Located less than 2 blocks from the LeMay ACM museum and show field.

Complimentary deluxe hot breakfast, free underground parking, free high-speed wi-fi, microwave, refrigerator, MP3 clock radio, **pets welcome, complimentary shuttle**.

Ask for the Studebaker Drivers Club rate.

Holiday Inn Express & Suites Tacoma - 2102 South C Street, Tacoma, WA 98402 - (253) 272-2434

<https://www.ihg.com/holidayinnexpress/hotels/us/en/tacoma>

\$129/night SDC Rate.

Free full Breakfast Buffet, free covered parking (fees waived for SDC), free high-speed wi-fi, heated indoor pool, fitness center, **pets welcome**. Ask for the Studebaker Drivers Club rate.



Sponsored by the Tacoma and Greater Seattle chapters of
the Studebaker Drivers Club

Questions? Contact Laurel Berry at (253) 631-5076 or

francie1965@yahoo.com for more information



Meet details coming soon!

Central Virginia Chapter SDC supports Studebaker National Museum

CVC members at the July 2017 meeting voted to show support for the Studebaker National Museum by making a \$100 chapter donation. The letter of acknowledgment is below.



July 18, 2017

Central Virginia Chapter SDC
Attn: George Marshall
1211 W. 41st Street
Richmond, VA 23225

Dear Mr. Marshall,

Thank you for your contribution of \$100.00 to the Annual Fund. The Museum continues to thrive through private support from individuals, foundations, and corporations, and your gift is an important part of that.

The Annual Fund provides vital revenue needed to meet operating expenses in the galleries and behind the scenes. Most importantly, your support allows us to allocate funds where they are needed most.

Your generosity will allow the Museum to develop engaging and educational exhibitions and programs which will keep the flame of the Studebaker legacy burning bright for generations.

Join us at the Museum soon to see your contribution at work.

Sincerely,

Patrick Slebonick
Executive Director

Please retain this letter as a written acknowledgement of your contribution of \$100.00 on July 18, 2017, to the Studebaker National Museum, Inc. a 501(c)(3) tax exempt organization. No goods or services were received in exchange for this contribution. This contribution may be tax deductible to the extent allowable by law. The Studebaker National Museum does not provide tax advice so please consult your tax professional to determine the deductibility of this gift.

201 CHAPIN STREET
SOUTH BEND, INDIANA 46601
PHONE • 574.235.9714
TOLL FREE • 888.201.5600
FAX • 574.235.5522
WWW.STUDEBAKERMUSEUM.ORG

Classified Ads

Approved Classified Ads are free to all CVC/SDC members and available to non-members for \$5 per ad. Ads will be on the website for 90 days and in 1 newsletter unless renewed.

For Sale: **No Ads this issue**

STUDEBAKER

Studebaker Manufacturing Policies And Their Result

URING the last several months we have briefly outlined Studebaker manufacturing policies. In September we spoke of our methods of "Vehicle Design," in October of our unparalleled facilities for securing choice timber; in November of our methods of testing steel and iron; in December of the extensive processes that result in "Studebaker Finish." In January of the perfection of "Studebaker Upholstering and Appointments," and in February of the steps we take to insure sound harnesses. This month we emphasize the result of these manufacturing policies by showing

A 101-Acre Manufacturing Plant, Yearly Capacity 125,000 Vehicles.

This plant today is just as individually a Studebaker organization as was the small Studebaker forge where the business began in 1852. It is not a consolidation of vehicle interests. It has sprung from one root and has grown through energy and the unswerving adherence to sound principles.

The Studebaker Station Wagon.

For the many necessary short trips, particularly in the rainy season of early Spring, the Station Wagon typifies convenience. Light and comfortable; in a wide range of styles and finishes. Enclosed with glass alone, curtains and glass, or curtains alone; exterior finish of natural wood or painted colors, with corresponding interior decorations and upholstery.

Studebaker Bros. Mfg. Co., South Bend, Ind.

REPOSITORIES:

NEW YORK CITY — Studebaker Bros. Co. of New York, Broadway and 48th St.	SAN FRANCISCO, CAL. — Studebaker Bros. Co. of California, Market and 10th Sts.	SALT LAKE CITY, UTAH — Studebaker Bros. Co. of Utah, 127 & 129 State St.
CHICAGO, ILL. — Studebaker Bros. Mfg. Co., 371 and 373 Wabash Ave.	PORTLAND, ORE. — Studebaker Bros. Co., Northwest, 1st and 10th East Main St.	DENVER, COLO. — Studebaker Bros. Mfg. Co., 40th and Blake Sts.
KANSAS CITY, MO. — Studebaker Bros. Mfg. Co., 10th and Hickory Sts.	SEATTLE, WASHINGTON — Studebaker Bros. Co., Northwest, 3rd First Ave., S.	DALLAS, TEXAS — Studebaker Bros. Mfg. Co., 307 and 309 Elm St.

STUDEBAKER ELECTRIC Automobiles

NO EXPERT CHAUFFEUR NEEDED

CAN BE RUN ANY DAY IN THE YEAR BY ANY MEMBER OF THE FAMILY

Wide Touring Radius
A 1903 electric vehicle, with a battery which is durable, and will give a run of 40 miles on one charge.

A Successful Hill-Climber
Our machines will climb grades which are not only steep, but covered with sand and mud.

Smooth Operation
Controller has four speeds, allowing an unusual smoothness of operation in starting.

Reliable Brake Control
All machines equipped with two brakes.

Strength of Construction
Built to be worthy in every point of the Studebaker name and reputation.

Descriptive Catalogue on Application. Can be seen at the following repositories, where we also show a full line of the celebrated vehicles and harnesses.

STUDEBAKER BROS. MFG. CO.

Studebaker Bros. Co. of New York, Broadway and Seventh Ave., Cor. 48th St., New York City.	Studebaker Bros. Mfg. Co., Cor. 9th and Blake Sts., Denver, Colo.
Studebaker Bros. Mfg. Co., 371 to 373 Wabash Ave., Chicago, Ill.	Studebaker Bros. Co. of Utah, 127 to 129 State St., Salt Lake City, Utah.
John Wasmaker, New York City.	Studebaker Bros. Mfg. Co., 307 to 309 Elm St., Dallas, Texas.
H. G. Martin & Co., Providence, R. I.	Branch Houses and Selling Agents
Toledo Motor Carriage Co., Toledo, Ohio.	W. H. Weber, Detroit, Mich.
Rocky Mountain Automobile Co., 120 South Ave., Rochester, N. Y.	C. H. Mortimer, Topeka, Kansas.
Cleveland Automobile and Supply Co., 140 Prospect St., Cleveland, Ohio.	John Wasmaker, Philadelphia, Pa.
	The Paterson Automobile Exchange, Paterson, N. J.
	Sears & Evans, 47 E. Gay St., Columbus, Ohio.
	Cincinnati Automobile Co., 809 Race St., Cincinnati, Ohio.
	The Halsey Automobile Co., 409 Olive St., St. Louis, Mo.

FACTORY AND GENERAL OFFICES, SOUTH BEND, IND.

Patent Class Assets Deeded to Territory not already Covered.

STUDEBAKER ELECTRIC Automobiles

AN AUTOMOBILE WITH A REPUTATION BEHIND IT

STUDEBAKER stands for all that is staunch, stylish, and durable in vehicle construction.

ELECTRIC power for automobiles is recognized as the simplest, easiest to control, and most practical for general family use.

STUDEBAKER ELECTRIC AUTOMOBILES, therefore, combine superiority of construction with simplicity of operation.

Can be run any day in the year by any member of the family. No danger. No noise. No worry.

Send for full descriptive catalogue.

STUDEBAKER BROS. MFG. CO.

Studebaker Bros. Co. of New York, Broadway and 48th St., New York, N. Y.
Studebaker Bros. Mfg. Co., 373 Wabash Ave., Chicago, Ill.
Executive Office and Works: South Bend, Indiana.

Our automobiles can also be seen at our other branch houses and at our agencies in all principal cities.

Membership

You don't have to own a Studebaker to be a member of the club. If you do, or are just interested in Studebaker automobiles, we would love to have you as a member. You can join and pay membership dues online, or, print and mail the membership application. [Membership in the Studebaker Drivers Club](#) is required to join the Central Virginia Chapter.

Link to join CVC/SDC:

<http://centralvirginiachapter.org/JoinCVC.html>

Link to join the Studebaker Drivers Club:

<http://www.studebakerdriversclub.com/join.asp>

Visit our website at www.centralvirginiachapter.org

Photos and articles for Newsletter and Website

Do you have any photos of events you attended?

Is there an upcoming event you would like to promote?

Do you have any interesting information you would like to share?

If so, send them to the editor at

jsjett@centralvirginiachapter.org



Central Virginia Chapter Studebaker Driver Club, Inc.



MEMBERSHIP APPLICATION

NAME: _____

SPOUSE/PARTNER: _____

ADDRESS: _____

CITY: _____ ST: _____ ZIP: _____

TELEPHONE: () - EMAIL: _____

Membership number in Studebaker Driver's Club, Inc. _____. (Found on your membership card).
This is a requirement for local membership.

Annual dues are \$15.00 per person/couple (Both husband and wife are voting members)

Checks should be made payable to **"Central Virginia Chapter SDC"**

Please list the model, year and series name of any Studebaker vehicles you own. (Ownership of a Studebaker is not a requirement for membership)

1) _____

2) _____

3) _____

Please mail with dues to:

George Marshall
Treasurer CVC/SDC
12302 Bailey Oak Pl
Midlothian, VA 23112-6895

Amelia Lions Club Antique Car & Truck Show

Oct 7, 2017

Registration from 9:00 a.m. to 12:00 noon

(must be registered by noon to be judged)

\$20 in advance/\$25 at the gate

Registration Form

Please Print All Information

Name: _____

Phone: () _____

Address: _____

City: _____ State: _____ Zip: _____

E-mail Address: _____

Club Name, if applicable: _____

Vehicle Make: _____ Model _____ Year _____

In consideration of the Acceptance of the right to participate, entrants, participants and spectators, by signing this entry form release and discharge the Amelia Lions Club officers and members, the property owner where the show is held, their officers and staff and employees or anyone else that is connected to the Amelia Lions Club car show from any and all known or unknown damages, injuries, losses, judgments and or claims from any cause whatsoever.

Signature

Date

(If registrant is under the age of 18, Guardian must sign *and* print name and provide name, address and phone number)

Make checks payable to Amelia Lions Club and mail with registration form to Lee Harrison at Post Office Box 169, Amelia, Virginia, 23002.